

# DE GRUYTER

DE GRUYTER

# Author pulse survey coronavirus crisis

Market Research Findings  
May 2020  
Walter de Gruyter GmbH  
Prepared by Insights Team



# BACKGROUND & OBJECTIVES

# BACKGROUND & KEY QUESTION

## BACKGROUND

- THE CORONAVIRUS CRISIS IS AFFECTING AUTHORS WITHIN SCIENTIFIC PUBLISHING WORLDWIDE
- AUTHORS/RESEARCHERS ARE FORCED TO WORK FROM HOME AND TEACH ONLINE WHILE LACKING ACCESS TO RESOURCES (E.G. LAB TO CONDUCT RESEARCH; ACCESS TO RESEARCH OF OTHERS)
- THE AIM OF THIS STUDY WAS TO BETTER UNDERSTAND HOW THE CRISIS IS AFFECTING OUR JOURNAL AND BOOK AUTHORS

## KEY QUESTION

- WHAT SUPPORT DO AUTHORS NEED FROM PUBLISHERS DURING THESE CHALLENGING TIMES?

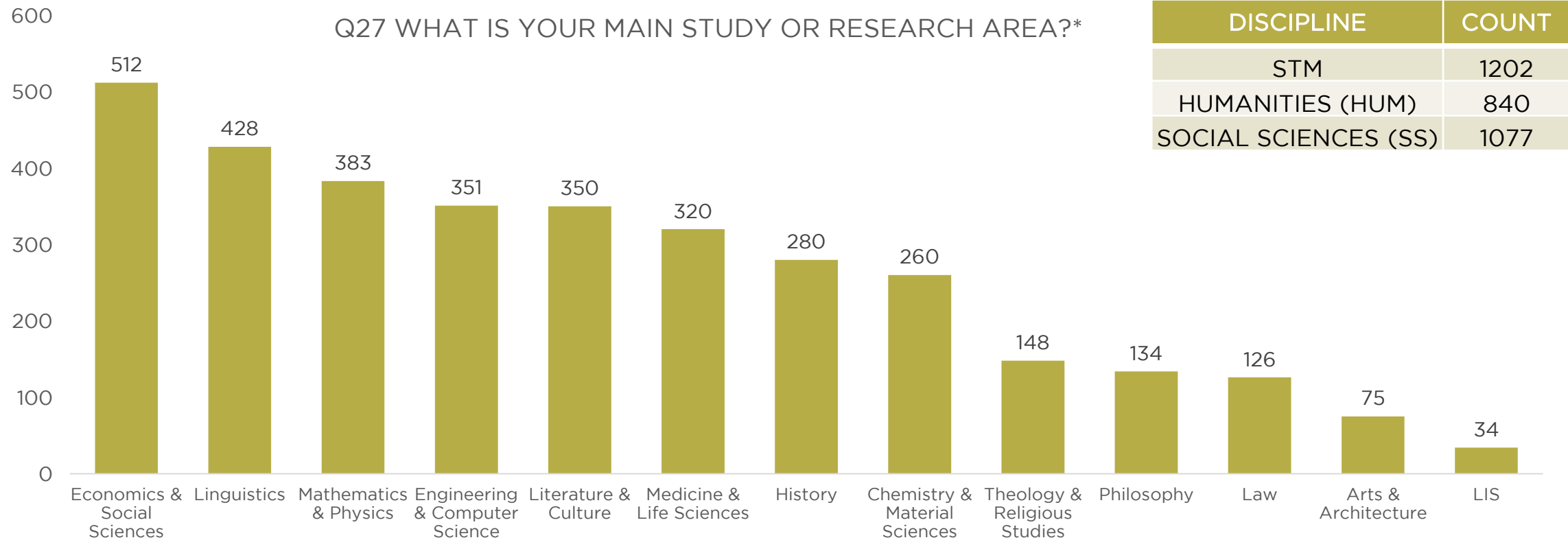
## MAIN OBJECTIVES

- HOW IS THE CURRENT CRISIS IMPACTING THE WORK OF OUR AUTHORS?
  - WHAT ARE THE MAIN CHALLENGES?
  - ARE THERE ANY POSITIVE EFFECTS ON PRODUCTIVITY/SCIENTIFIC OUTPUT?
- HOW DO GENDER, REGION AND RESEARCH AREA AFFECT THE EFFECTS OF THE CURRENT CRISIS?
- HOW CAN WE SUPPORT OUR AUTHORS IN THE BEST WAY?
- WHAT ARE THE BIGGEST EXPECTED OBSTACLES FOR 2020?

# SAMPLE

- ~60.000 JOURNAL AND BOOK AUTHORS WHO PUBLISHED WITH US IN 2019 AND/OR 2020 WERE INVITED TO TAKE PART IN THE AUTHOR PULSE SURVEY
- 4150 AUTHORS (7%) STARTED FILLING IN THE SURVEY
  - 3214 (78%) COMPLETED THE SURVEY
- PROFILE OF THE AUTHORS WHO FILLED IN THE SURVEY:
  - 61% MALE, 35% FEMALE
  - 52% PROFESSORS/SENIOR MANAGEMENT/HEAD OF DEPARTMENT
  - 88% EMPLOYED AT UNIVERSITY/COLLEGE OR RESEARCH INSTITUTION
  - 77% IS CURRENTLY WRITING AN ARTICLE/ARTICLES, 55% OF THOSE AS MAIN AUTHOR
  - 40% IS CURRENTLY WRITING A BOOK/BOOKS, 56% OF THOSE AS MAIN AUTHOR

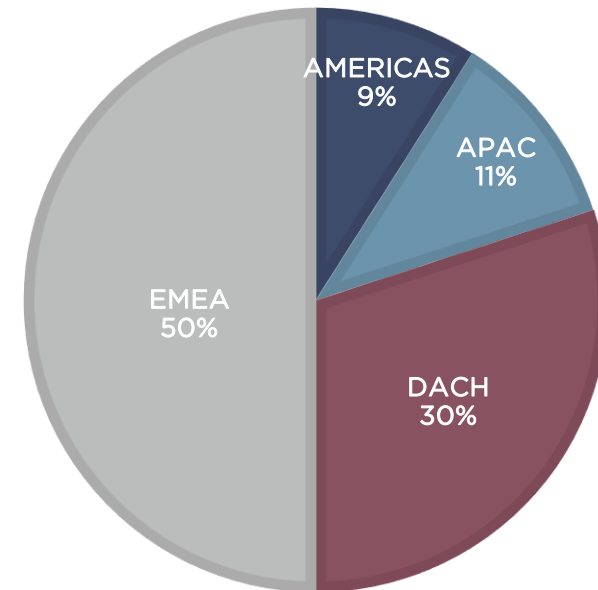
# SAMPLE - RESEARCH AREAS



# SAMPLE - REGIONS

Q30 IN WHICH COUNTRY DO YOU MAINLY WORK OR STUDY?

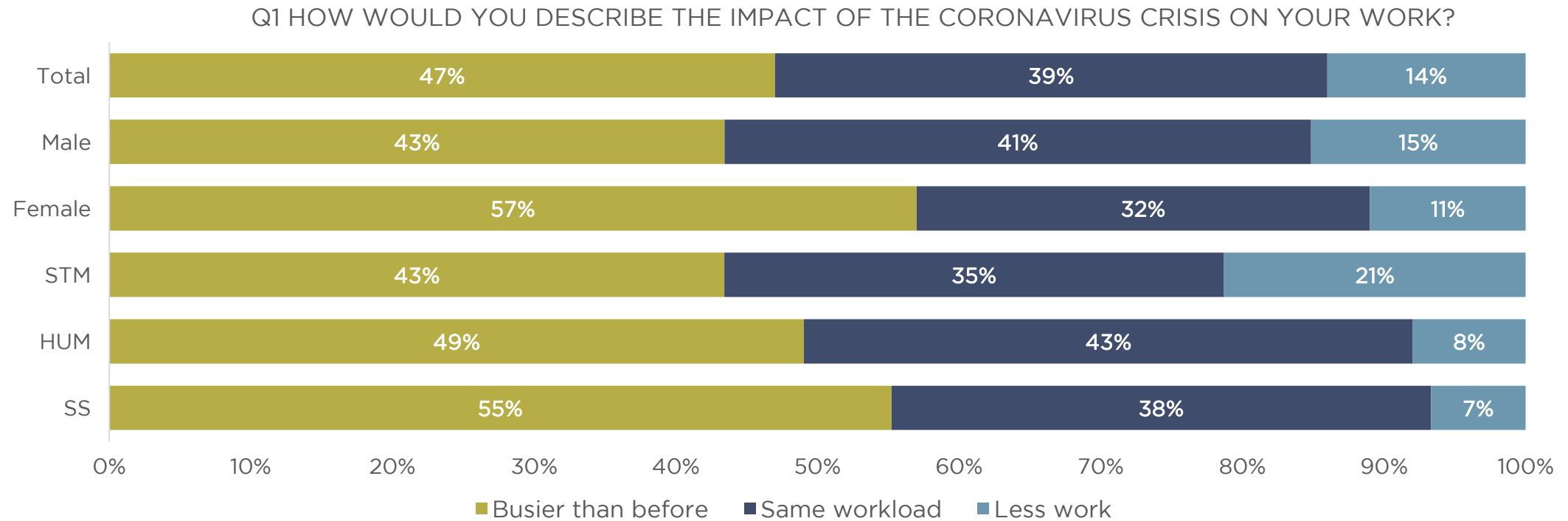
Countries with most responses	%	Counts
Germany	26%	821
United States	7%	209
Poland	6%	184
Italy	5%	173
United Kingdom	4%	116
Romania	3%	107
India	3%	105
Spain	3%	103
Austria	2%	77
Switzerland	2%	57



# IMPACT OF THE CORONAVIRUS CRISIS ON ABILITY TO CONDUCT RESEARCH

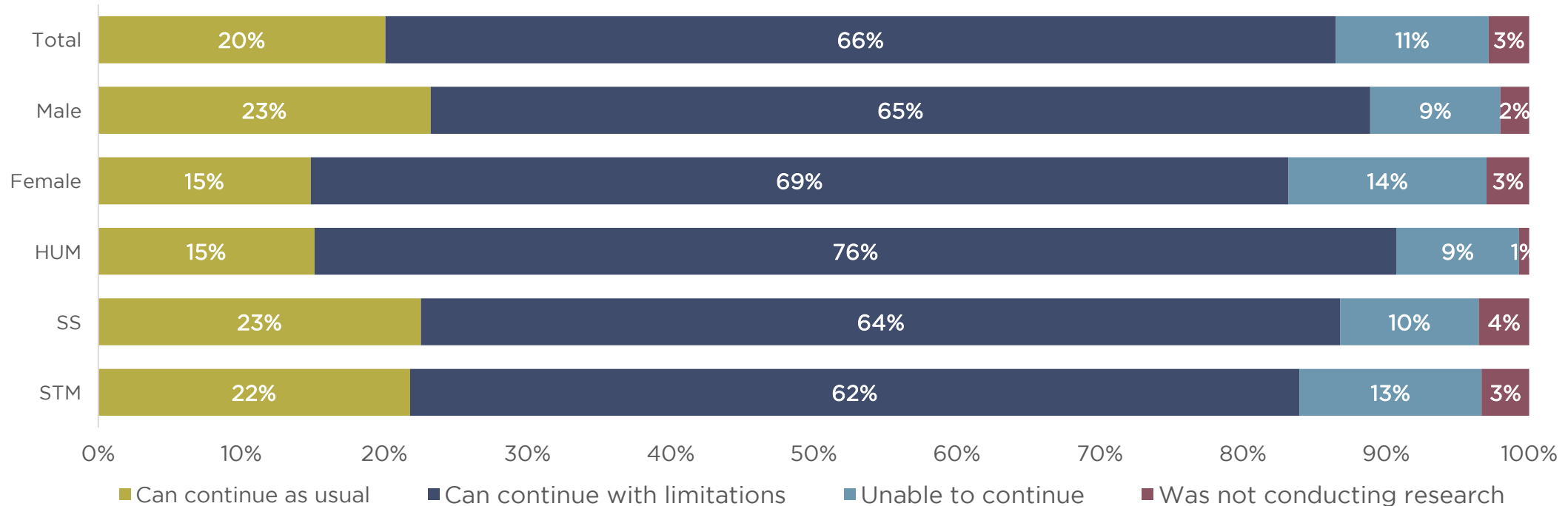


# HALF OF OUR AUTHORS ARE BUSIER THAN EVER - WOMEN AND SS AUTHORS ARE ESPECIALLY AFFECTED



# VAST MAJORITY OF AUTHORS CAN ONLY CONTINUE RESEARCH WITH LIMITATIONS

Q2 ARE YOU ABLE TO CONTINUE WITH YOUR RESEAECH?



# OUR AUTHORS EXPERIENCE MANY LIMITATIONS THAT DIFFER BETWEEN SPECIFIC RESEARCH AREAS

Q3 YOU SAID YOU CAN STILL CONDUCT YOUR RESEARCH BUT WITH LIMITATIONS. WHAT LIMITATIONS DO YOU HAVE?\*

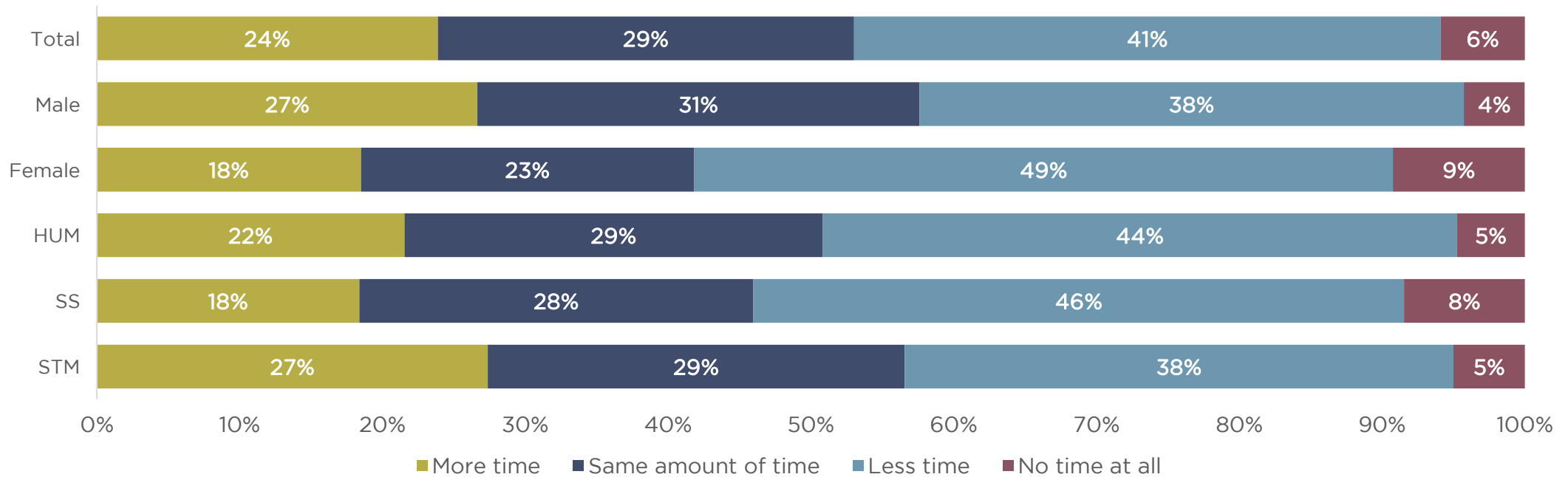
	Total**	Female	Male	STM	S	H
Teaching/organising online teaching	56%	64%	53%	52%	65%	58%
No/limited access to research of others	47%	48%	45%	23%	49%	75%
Caring for family/relatives/friends	35%	41%	33%	34%	41%	35%
Difficulty communicating collaborators	29%	26%	30%	40%	28%	17%
Lack of access to lab	23%	19%	27%	49%	9%	5%

\*respondents could give multiple responses.

\*\*Q3 was shown to authors who answered „Can continue with limitations to Q2; n: total= 2726; men=1287; women=782; STM=747; SS=692; HUM=635

# MANY AUTHORS HAVE LESS TIME TO WRITE - FEMALE AUTHORS ARE MOST NEGATIVELY AFFECTED

Q12 HAVE YOU FOUND TIME TO WRITE DURING THESE CHALLENGING TIMES?



# MANY AUTHORS HAVE MORE TIME TO WRITE PRIMARILY BECAUSE THEY HAVE FEWER MEETINGS

Q13 Why do you have more time to write?*	Total**	Female	Male	STM	SS	H
Less meetings with others (e.g. students, researchers)	67%	73%	66%	65%	69%	70%
Cannot conduct physical research e.g. in a lab/No commuting into work	34%	39%	35%	49%	27%	18%
Less distracted at home	32%	27%	34%	29%	39%	35%
Cannot teach/attend classes	27%	20%	30%	32%	23%	15%

\*respondents could give multiple responses

\*\*Q13 was shown to those who answered „More time“ to Q12; n: total=940; male=525; female=210; STM=329; SS=198; HUM=181

# TIME TAKEN UP BY ONLINE TEACHING IS CONSIDERED THE BIGGEST OBSTACLE TO WRITING

Q14 Why do you have less time to write?*	Total	Female	Male	STM	SS	HUM
Too busy with teaching online	68%	69%	70%	67%	74%	65%
Supervising students, others digitally takes time	59%	64%	56%	56%	66%	59%
Caring for family, children/homeschooling	53%	56%	51%	50%	55%	56%
Stressed/cannot concentrate	30%	35%	27%	28%	33%	33%
Suffer from lack of daily routine	26%	24%	27%	27%	23%	27%
Trying to stay in contact with fellow researchers digitally	24%	27%	22%	23%	27%	24%

\*respondents could give multiple responses

\*\*Q14 was shown to authors who replied „Less time“ to Q12; n: total=1843; male=835; female=661; STM=522; SS=582; HUM=413

# WHAT SUPPORT DO AUTHORS NEED FROM PUBLISHERS DURING THESE CHALLENGING TIMES?

# ~80% OF OUR AUTHORS WOULD LIKE TO GET FREE ACCESS TO RESEARCH CONTENT DURING THE CURRENT CRISIS

Q15 What can publishers do to help you with your academic goals during these unprecedented times?*	Total	Female	Male	STM	SS	HUM
<b>Give free access to research content</b>	<b>79%</b>	<b>83%</b>	<b>76%</b>	<b>72%</b>	<b>80%</b>	<b>87%</b>
Reduce APCs	43%	48%	42%	49%	39%	38%
Accelerate timeline of publication process	34%	38%	34%	40%	35%	25%
Give book discounts	28%	30%	26%	20%	28%	39%
Help with grant applications/funding opportunities	24%	31%	21%	25%	23%	25%
Help with how to make my work more visible	20%	24%	19%	21%	22%	19%
Information on how to develop successful writing routine in home office	14%	17%	13%	17%	13%	11%
Help/support throughout publishing process	11%	14%	10%	12%	13%	10%
Information/guidelines on how to write book/journal article	9%	11%	8%	10%	9%	8%
Information on publications related to COVID-19/infectious diseases/impact of the crisis	6%	9%	6%	8%	8%	3%



# **BIGGEST EXPECTED RISKS FOR 2020**

# OUR AUTHORS FEAR GLOBAL UNCERTAINTY, UNABILITY TO TRAVEL FOR WORK AND FURTHER LOCKDOWNS/RESTRICTIONS IN 2020

Q23 What do you anticipate will be your greatest obstacles or challenges in the second half of 2020?*	Total	Female	Male	STM	SS	HUM
<b>Global uncertainty</b>	<b>58%</b>	56%	59%	57%	62%	55%
<b>Unable to travel for research purposes e.g. conferences</b>	<b>55%</b>	58%	54%	51%	57%	58%
<b>New or further lockdowns and restrictions</b>	<b>54%</b>	53%	54%	51%	59%	49%
Lack of future funding for my research	30%	31%	31%	38%	25%	28%
Budget cuts that will impact libraries	22%	19%	24%	19%	20%	27%
Poor health/risk of poor health	22%	21%	21%	22%	22%	19%
Risk of redundancy	17%	18%	16%	15%	19%	20%
Limited access to research laboratories	16%	15%	18%	23%	9%	15%
Ongoing limited access to research	15%	16%	14%	13%	14%	18%
Course I am teaching will be cancelled due to low student numbers	6%	6%	5%	6%	6%	5%

\*respondents could give multiple responses; n: total =3760; female=1136; male=1970; STM=1202; SS=1077; HUM=840



**THANK YOU!**